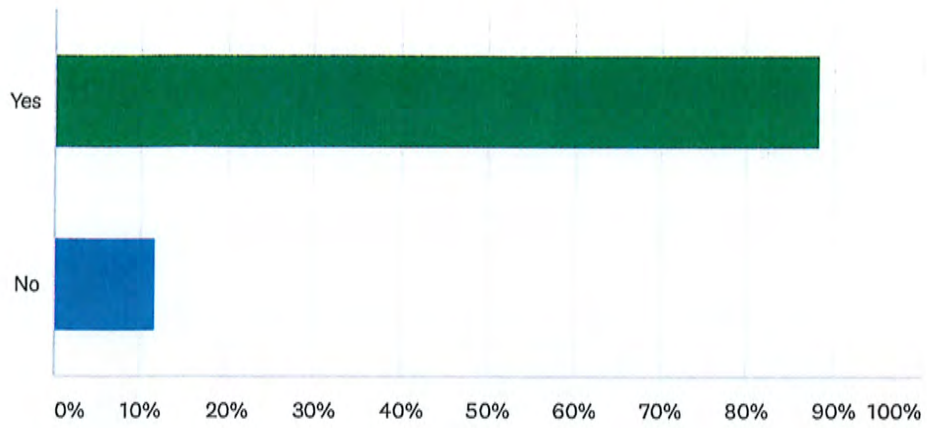


# Q1 Are you familiar with Meekins Field?

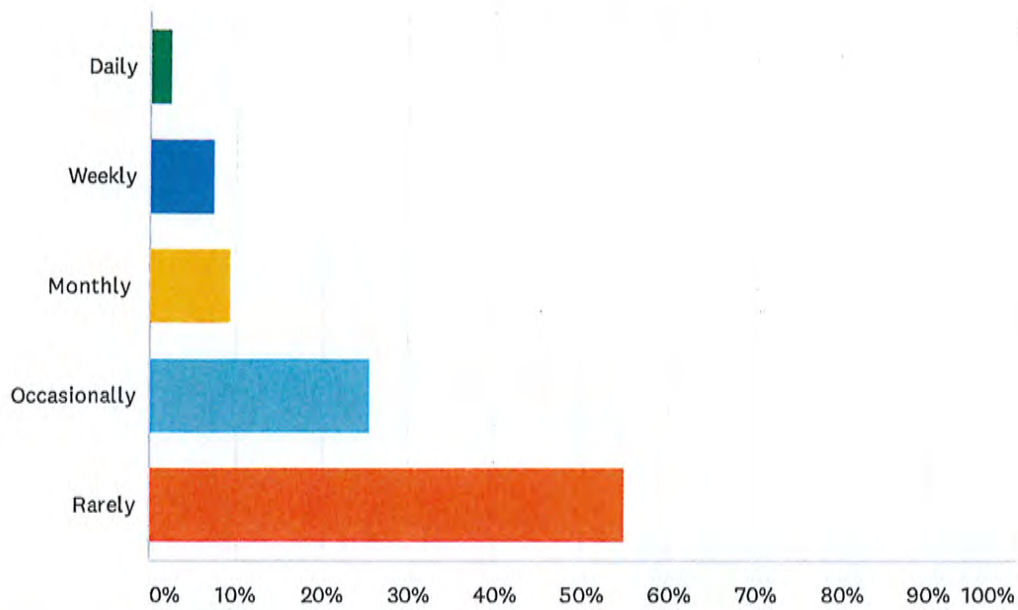
Answered: 163 Skipped: 0



ANSWER CHOICES	RESPONSES	
Yes	88.34%	144
No	11.66%	19
TOTAL		163

## Q2 How often do you use this park?

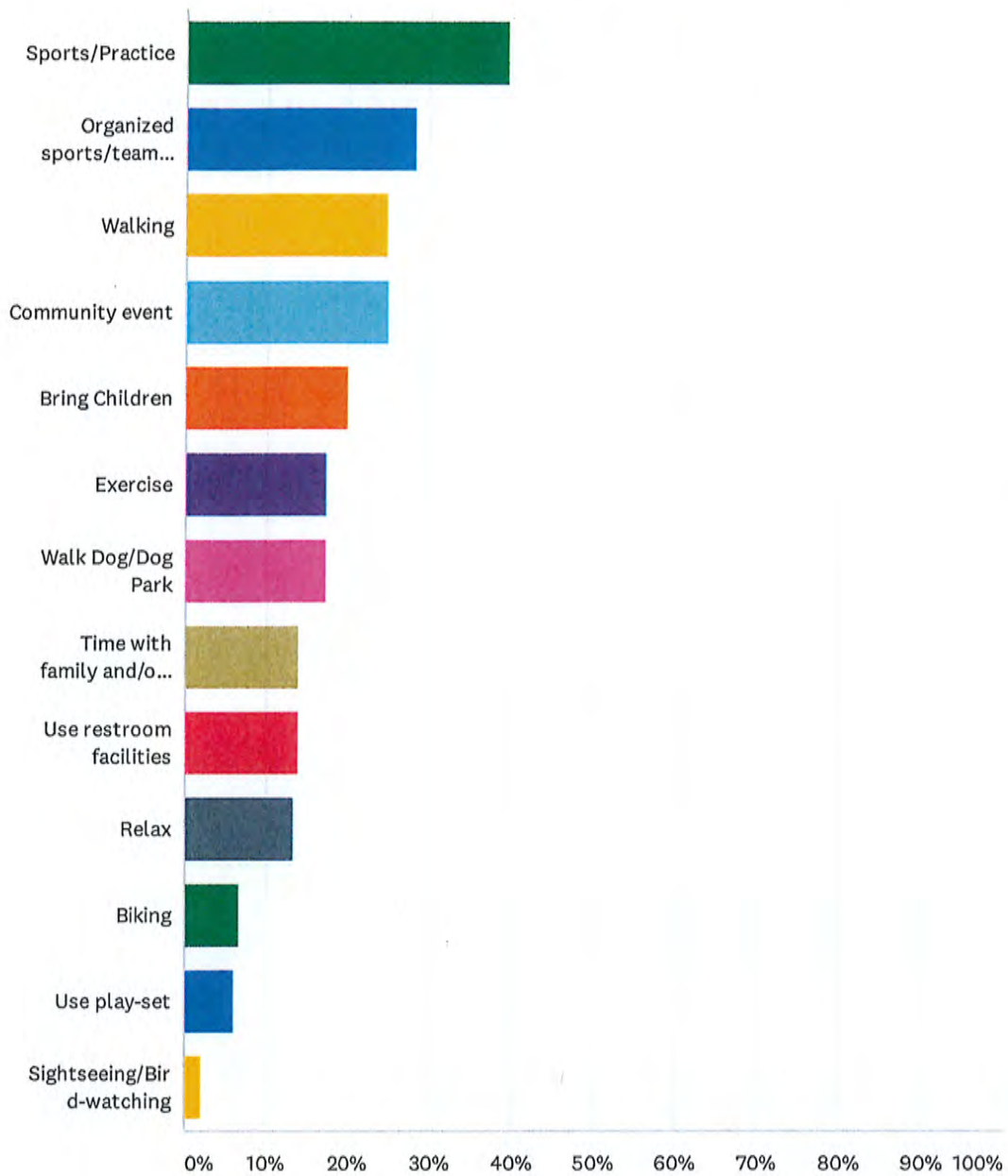
Answered: 160 Skipped: 3



ANSWER CHOICES	RESPONSES	
Daily	2.50%	4
Weekly	7.50%	12
Monthly	9.38%	15
Occasionally	25.62%	41
Rarely	55.00%	88
<b>TOTAL</b>		<b>160</b>

### Q3 Why do you visit this park? (Check all that apply)

Answered: 149 Skipped: 14

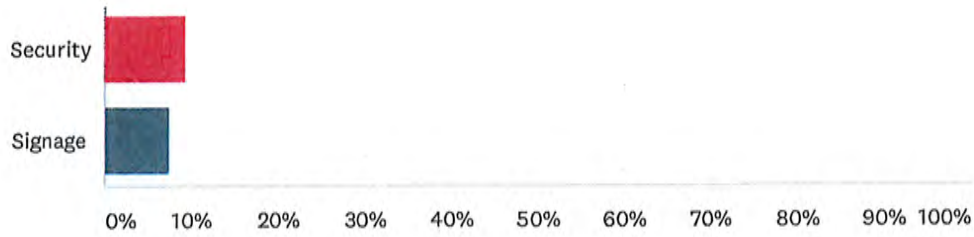


ANSWER CHOICES	RESPONSES	
Sports/Practice	39.60%	59
Organized sports/team sports	28.19%	42
Walking	24.83%	37
Community event	24.83%	37
Bring Children	20.13%	30
Exercise	17.45%	26
Walk Dog/Dog Park	17.45%	26
Time with family and/or friends	14.09%	21
Use restroom facilities	14.09%	21
Relax	13.42%	20
Biking	6.71%	10
Use play-set	6.04%	9
Sightseeing/Bird-watching	2.01%	3
<b>Total Respondents: 149</b>		

### Q4 What additional or expanded features would you like to see at this park? (Check all that apply.)

Answered: 158 Skipped: 5






ANSWER CHOICES	RESPONSES	
Bathrooms	49.37%	78
Sports courts/fields	36.71%	58
Recreation/sports programs	36.08%	57
Paths/greenways	32.91%	52
Lighting	30.38%	48
Children's play equipment	29.11%	46
Benches/tables	27.85%	44
Open Green Space	27.85%	44
Drinking fountains	25.95%	41
Community event	25.95%	41
Parking	25.32%	40
Family pavilion	23.42%	37
More trash cans	22.15%	35
Gardens	20.89%	33
Dog park	20.89%	33
Public art	20.25%	32
Amphitheater	18.35%	29
Accessible play equipment	14.56%	23
Security	9.49%	15
Signage	7.59%	12
<b>Total Respondents: 158</b>		

# Q5 Of the features checked above, which ones are your top three?

Answered: 154 Skipped: 9



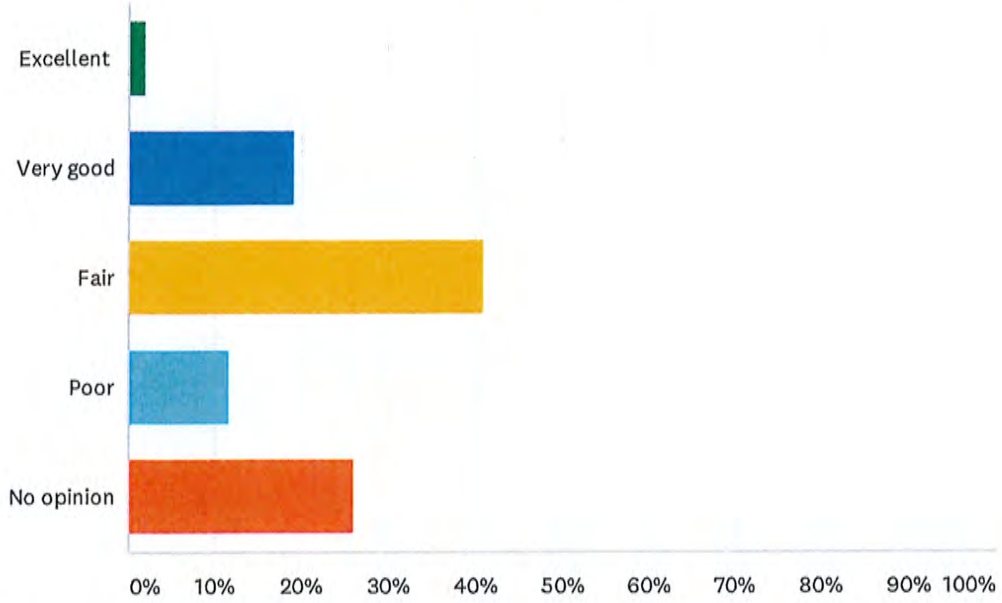


ANSWER CHOICES	RESPONSES	
Bathrooms	34.42%	53
Sports courts/fields	33.77%	52
Recreation/sports programs	25.97%	40
Paths/greenways	18.83%	29
Open green space	18.18%	28
Children's play equipment	17.53%	27
Amphitheater	16.23%	25
Dog park	14.29%	22
Lighting	12.34%	19
Community event	11.69%	18
Benches/tables	11.04%	17
Parking	9.09%	14
Drinking fountains	9.09%	14
Family pavilion	9.09%	14
Public art	8.44%	13
Gardens	7.79%	12
Accessible play equipment	6.49%	10
More trash cans	6.49%	10
Security	5.19%	8
Signage	2.60%	4
<b>Total Respondents: 154</b>		



### Q6 What is your overall opinion of Meekins Field?

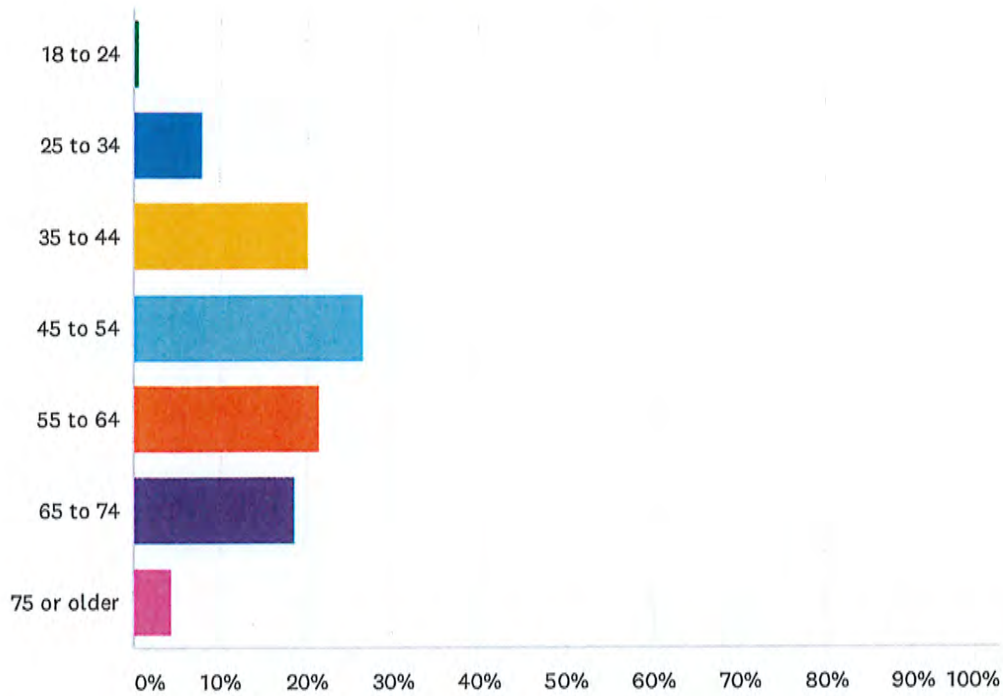
Answered: 161 Skipped: 2



ANSWER CHOICES	RESPONSES	
Excellent	1.86%	3
Very good	19.25%	31
Fair	40.99%	66
Poor	11.80%	19
No opinion	26.09%	42
<b>TOTAL</b>		<b>161</b>

### Q7 What is your age?

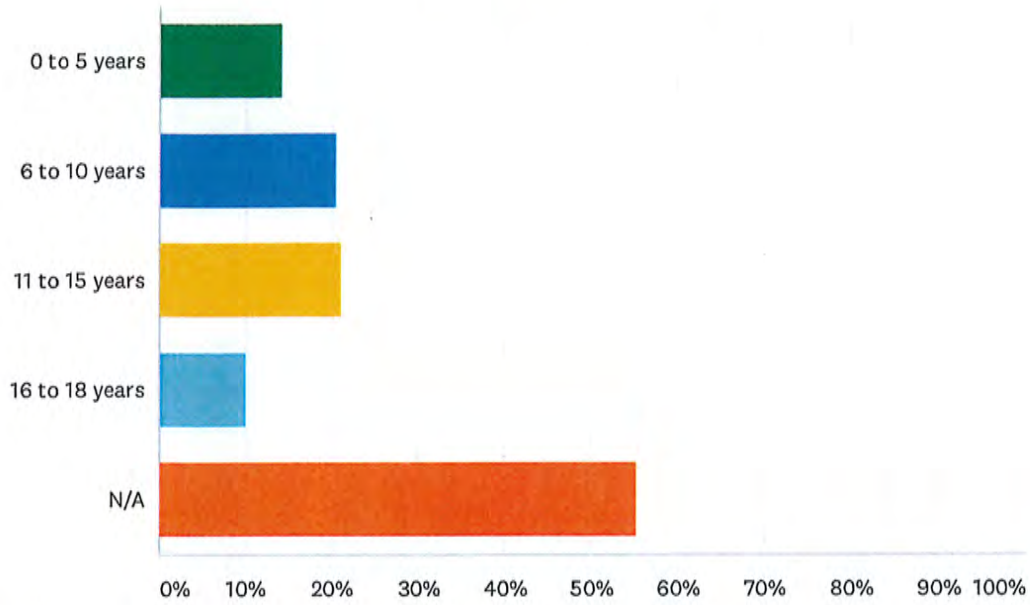
Answered: 162 Skipped: 1



ANSWER CHOICES	RESPONSES	
18 to 24	0.62%	1
25 to 34	8.02%	13
35 to 44	20.37%	33
45 to 54	26.54%	43
55 to 64	21.60%	35
65 to 74	18.52%	30
75 or older	4.32%	7
<b>TOTAL</b>		<b>162</b>

### Q8 If any, what are the ages of the children in your household? (Check all that apply)

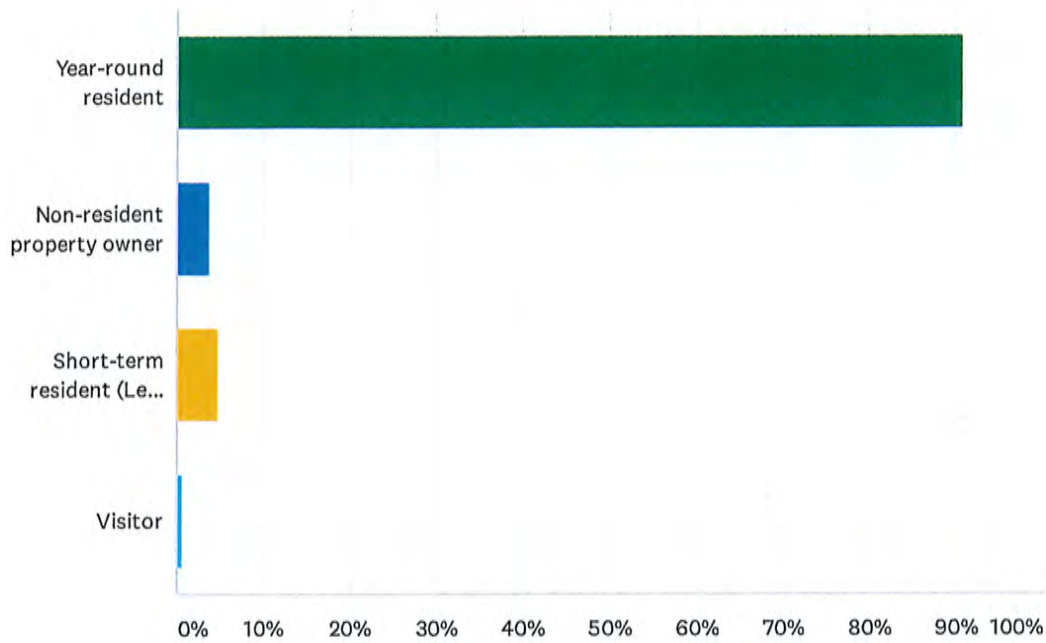
Answered: 161 Skipped: 2



ANSWER CHOICES	RESPONSES	
0 to 5 years	14.29%	23
6 to 10 years	20.50%	33
11 to 15 years	21.12%	34
16 to 18 years	9.94%	16
N/A	55.28%	89
<b>Total Respondents: 161</b>		

### Q9 Are you a year-around resident, short-term resident, or visitor?

Answered: 163 Skipped: 0



ANSWER CHOICES	RESPONSES	
Year-round resident	90.80%	148
Non-resident property owner	3.68%	6
Short-term resident (Less than 6 months out of the year)	4.91%	8
Visitor	0.61%	1
<b>TOTAL</b>		<b>163</b>