



## TOWN OF KILL DEVIL HILLS

*Land Where Flight Began*

MEMORANDUM

October 16, 2019

**To:** Kill Devil Hills Board of Commissioners

**From:** Commissioner Terry Gray

**Subject:** West-Side Recreation Group—Hayman Park Recommendation

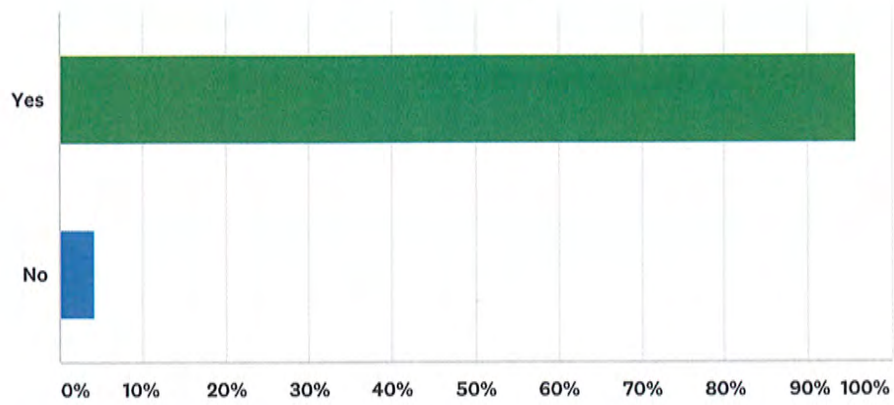
As you recall, the Board of Commissioners established the West-Side Recreation Group (WRG) to study existing recreational sites west of US 158/Croatan Highway. The WRG has determined four key locations that will be individually reviewed including Hayman Park, Aviation Park, Meekins Field, and the Baum Tract. The WRG decided to conduct an on-line survey to get feedback from our citizens on what they would like to see at Hayman Park. During the September 24, 2019 WRG meeting, Hayman Park was reviewed including 292 survey entries. At the conclusion of discussion, the group decided to make the following recommendations for future amenities at Hayman Park.

- Replace existing playground equipment with equipment that provide recreation for all ages and abilities. Particularly including all-inclusive and alternative playground equipment such as; Handicap Accessible, Bouldering, Ninja Course, and any other new, popular, non-traditional recreation equipment ideas especially for ages 0-12.
- Construct open air pavilion with restrooms, water fountain, and picnic tables.
- Install additional benches and tables.
- Construct sidewalk along West Hayman Boulevard to connect Hayman Park to the Bay Drive multi-use path and gazebo and construct sidewalk along Hayman Boulevard to US158 for connectivity to the surrounding neighborhoods and to other means of recreation.
- Maintain open green space for open field play and organized sports.
- Improve additional sections of the right of way for parking in the immediate vicinity of the park on an as needed basis.
- Provide additional signage to improve wayfinding.
- Investigate and make recommendations for potential sources of grant funding.

The WRG recommends the items above be sent to the Board of Commissioners for consideration. Staff recommends the Board authorize creation of a conceptual site plan and cost estimate, including a funding plan with options for phased implementation of improvements to Hayman Park. Staff's recommendations should be available to the Board for final review and consideration during upcoming budget preparation.

### Q1 Are you familiar with Hayman Park?

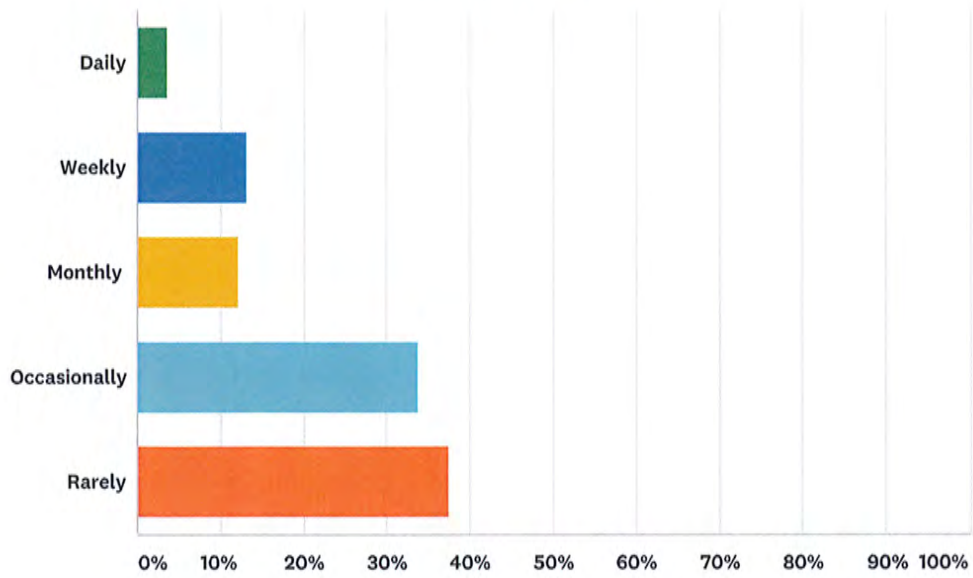
Answered: 292 Skipped: 0



ANSWER CHOICES	RESPONSES	
Yes	95.89%	280
No	4.11%	12
TOTAL		292

### Q2 How often do you use this park?

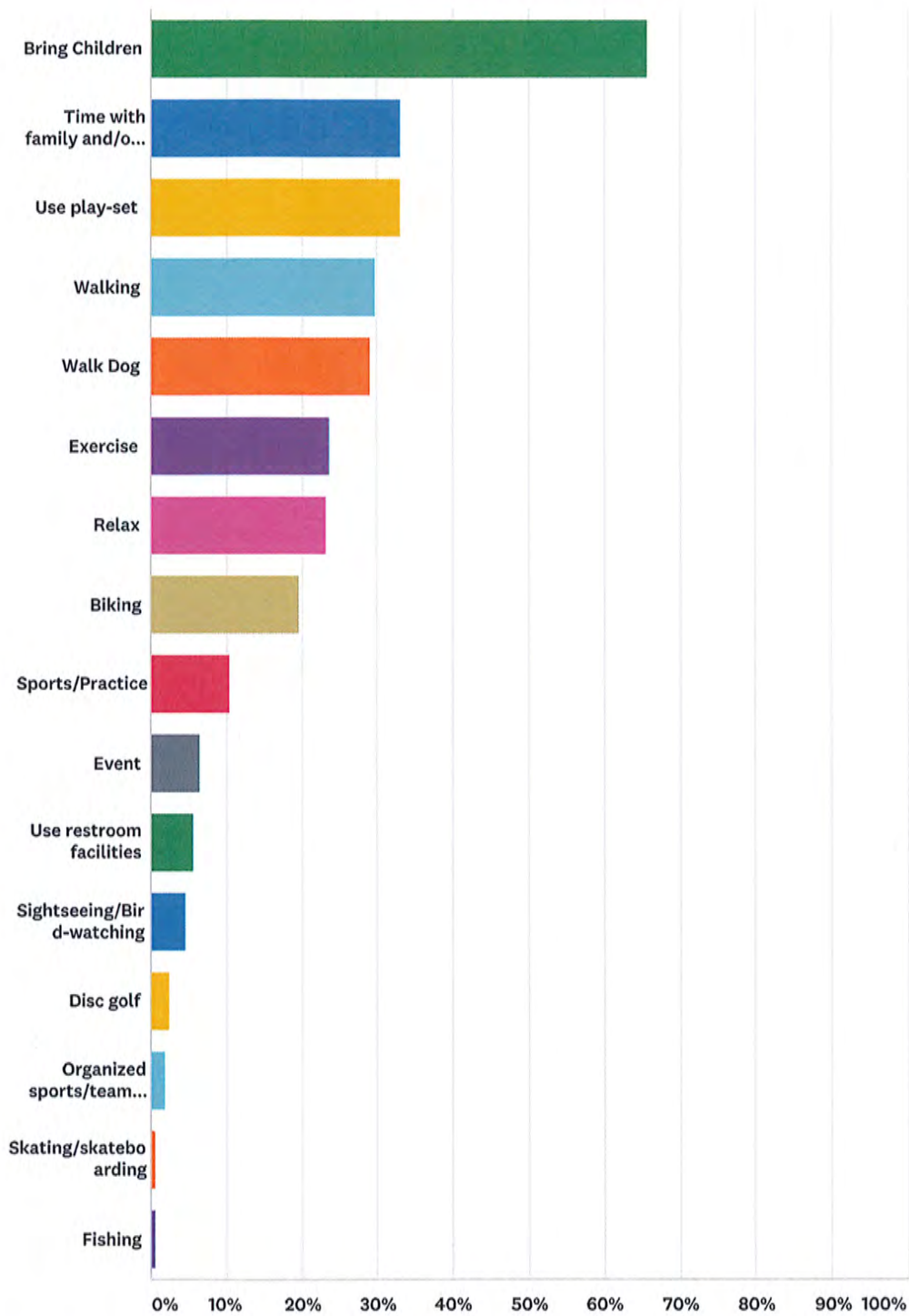
Answered: 288 Skipped: 4



ANSWER CHOICES	RESPONSES	
Daily	3.47%	10
Weekly	13.19%	38
Monthly	12.15%	35
Occasionally	33.68%	97
Rarely	37.50%	108
TOTAL		288

### Q3 Why do you visit this park? (Check all that apply)

Answered: 279 Skipped: 13

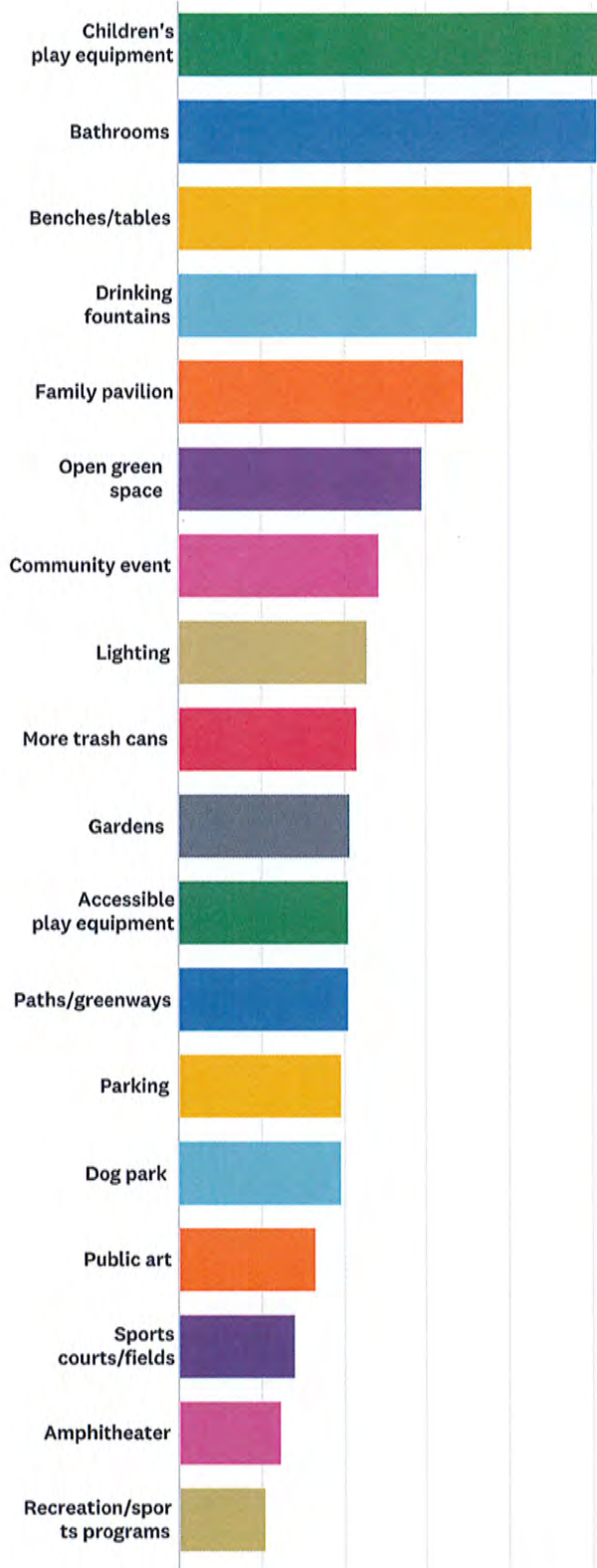


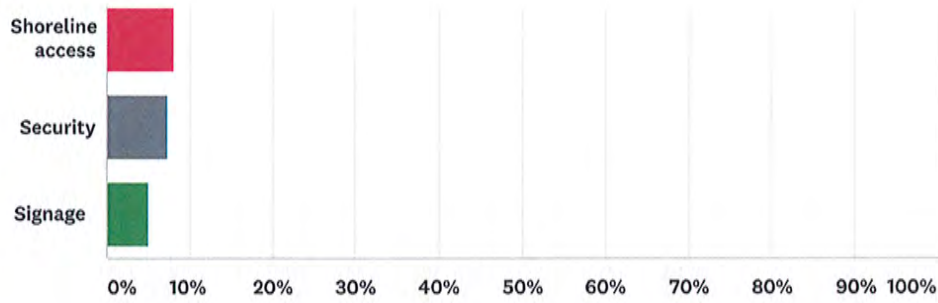
ANSWER CHOICES	RESPONSES
Bring Children	65.59% 183

Time with family and/or friends	32.97%	92
Use play-set	32.97%	92
Walking	29.75%	83
Walk Dog	29.03%	81
Exercise	23.66%	66
Relax	23.30%	65
Biking	19.71%	55
Sports/Practice	10.39%	29
Event	6.45%	18
Use restroom facilities	5.73%	16
Sightseeing/Bird-watching	4.66%	13
Disc golf	2.51%	7
Organized sports/team sports	1.79%	5
Skating/skateboarding	0.72%	2
Fishing	0.72%	2
Total Respondents: 279		

### Q4 What additional features would you like to see at this park? (Check all that apply.)

Answered: 284 Skipped: 8

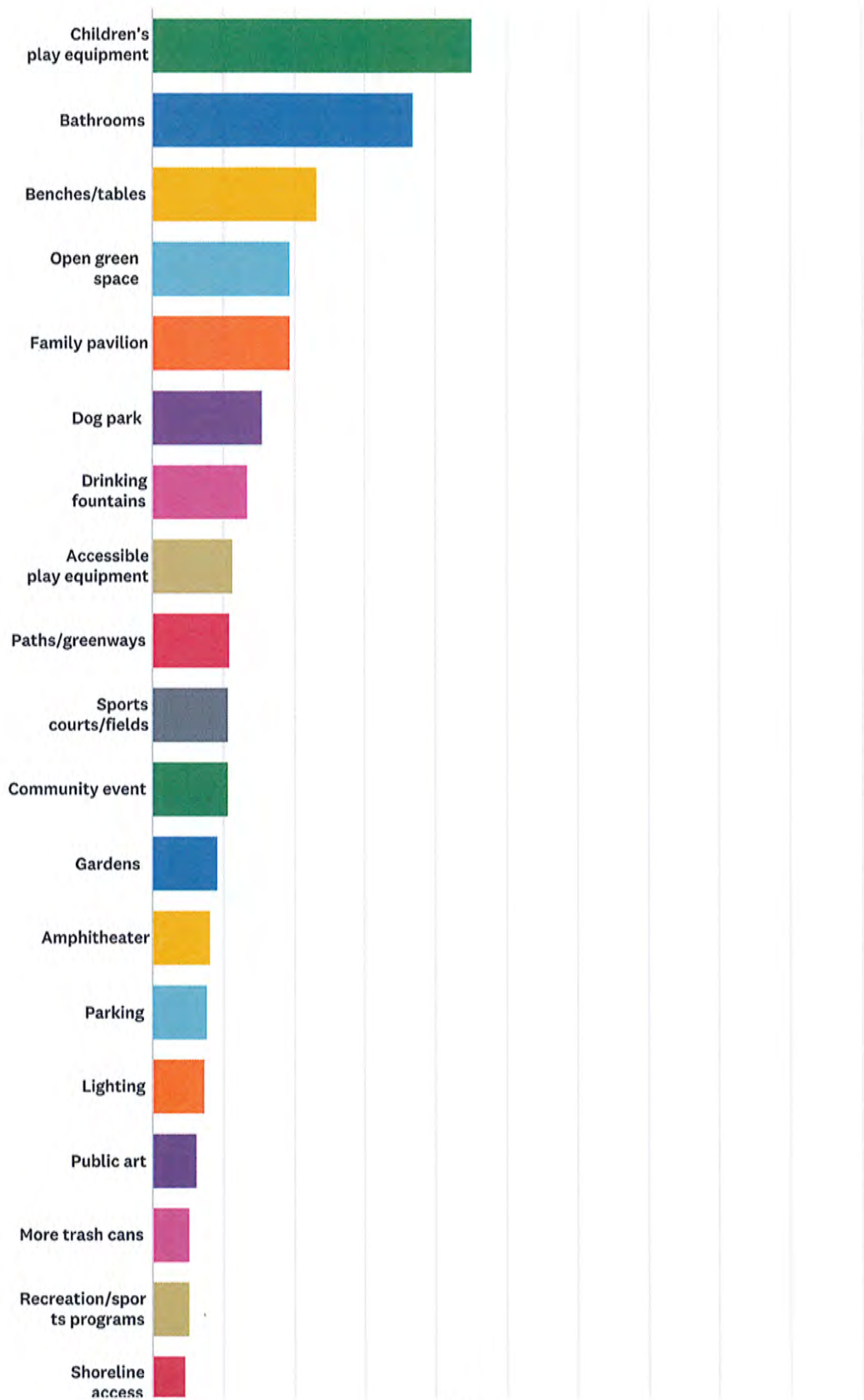




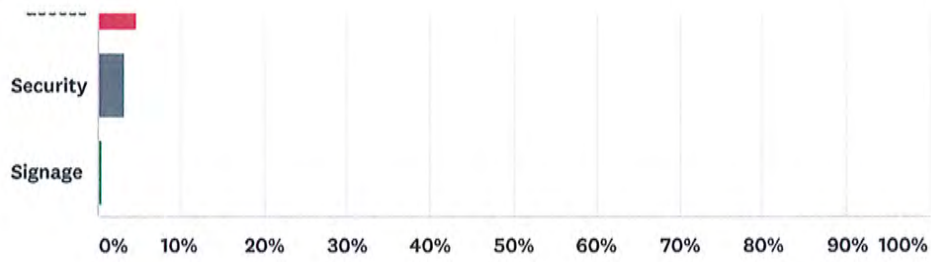
ANSWER CHOICES	RESPONSES	
Children's play equipment	51.41%	146
Bathrooms	50.70%	144
Benches/tables	42.96%	122
Drinking fountains	36.27%	103
Family pavilion	34.51%	98
Open green space	29.58%	84
Community event	24.30%	69
Lighting	22.89%	65
More trash cans	21.48%	61
Gardens	20.77%	59
Accessible play equipment	20.42%	58
Paths/greenways	20.42%	58
Parking	19.72%	56
Dog park	19.72%	56
Public art	16.55%	47
Sports courts/fields	14.08%	40
Amphitheater	12.32%	35
Recreation/sports programs	10.56%	30
Shoreline access	8.10%	23
Security	7.39%	21
Signage	4.93%	14
Total Respondents: 284		

### Q5 Of the features checked above, which ones are your top three?

Answered: 283 Skipped: 9



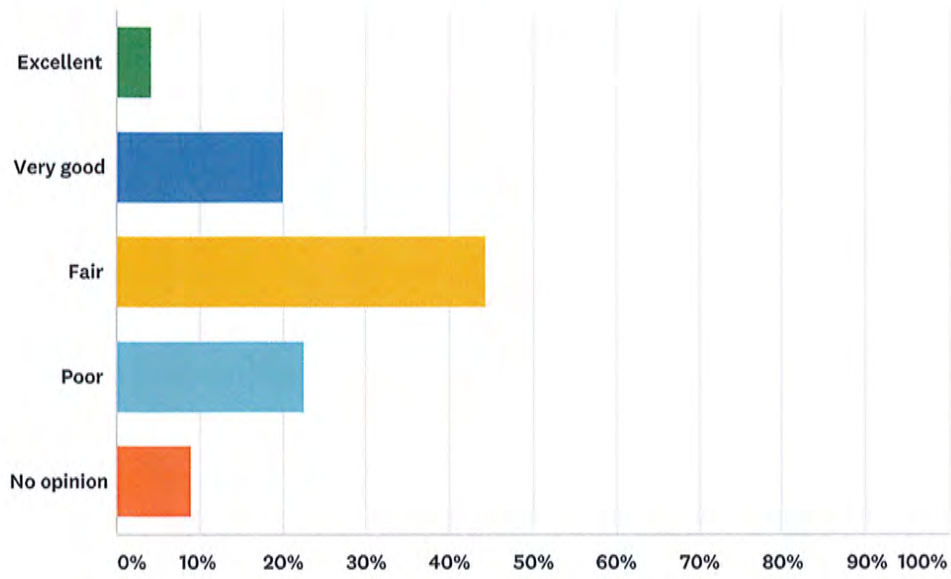




ANSWER CHOICES	RESPONSES	
Children's play equipment	45.23%	128
Bathrooms	36.75%	104
Benches/tables	23.32%	66
Open green space	19.43%	55
Family pavilion	19.43%	55
Dog park	15.55%	44
Drinking fountains	13.43%	38
Accessible play equipment	11.31%	32
Paths/greenways	10.95%	31
Sports courts/fields	10.60%	30
Community event	10.60%	30
Gardens	9.19%	26
Amphitheater	8.13%	23
Parking	7.77%	22
Lighting	7.42%	21
Public art	6.36%	18
More trash cans	5.30%	15
Recreation/sports programs	5.30%	15
Shoreline access	4.59%	13
Security	3.18%	9
Signage	0.35%	1
Total Respondents: 283		

### Q6 What is your overall opinion of Hayman Park?

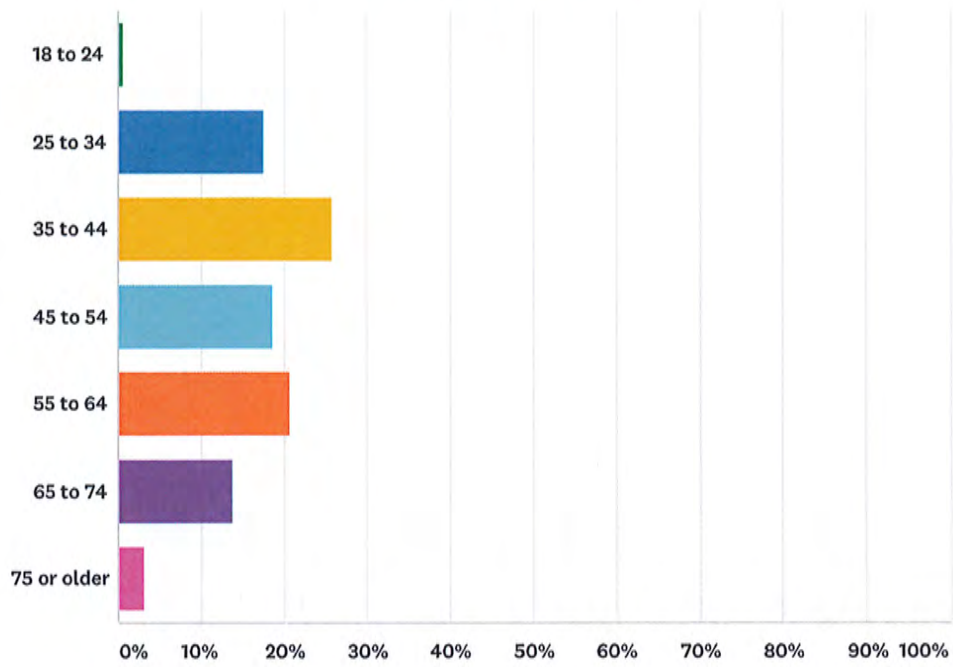
Answered: 289 Skipped: 3



ANSWER CHOICES	RESPONSES	
Excellent	4.15%	12
Very good	20.07%	58
Fair	44.29%	128
Poor	22.49%	65
No opinion	9.00%	26
<b>TOTAL</b>		<b>289</b>

### Q7 What is your age?

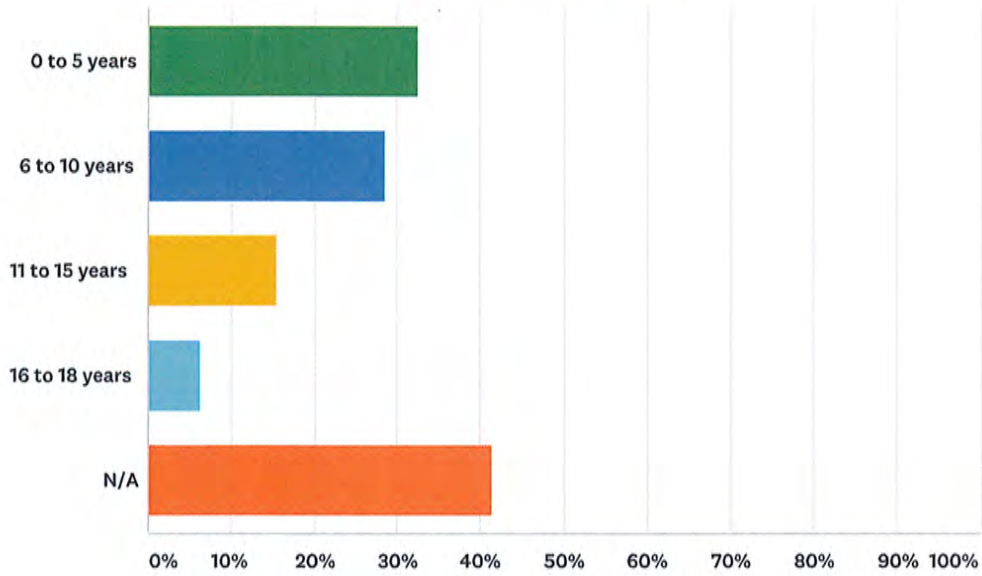
Answered: 291 Skipped: 1



ANSWER CHOICES	RESPONSES	
18 to 24	0.69%	2
25 to 34	17.53%	51
35 to 44	25.77%	75
45 to 54	18.56%	54
55 to 64	20.62%	60
65 to 74	13.75%	40
75 or older	3.09%	9
TOTAL		291

### Q8 If any, what are the ages of the children in your household? (Check all that apply)

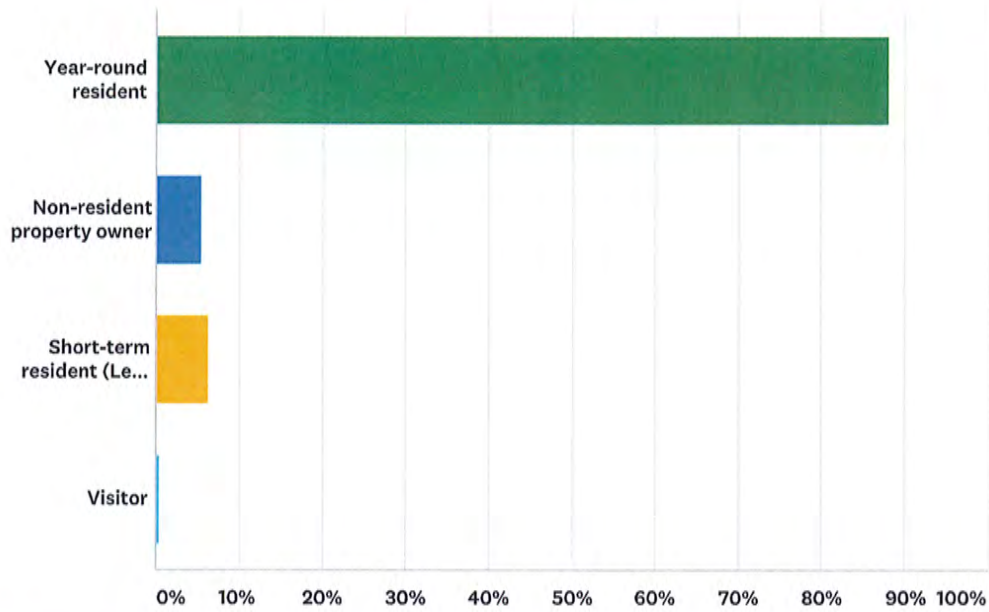
Answered: 289 Skipped: 3



ANSWER CHOICES	RESPONSES	
0 to 5 years	32.53%	94
6 to 10 years	28.37%	82
11 to 15 years	15.57%	45
16 to 18 years	6.23%	18
N/A	41.52%	120
Total Respondents: 289		

### Q9 Are you a year-around resident, short-term resident, or visitor?

Answered: 291 Skipped: 1



ANSWER CHOICES	RESPONSES	
Year-round resident	87.97%	256
Non-resident property owner	5.50%	16
Short-term resident (Less than 6 months out of the year)	6.19%	18
Visitor	0.34%	1
<b>TOTAL</b>		<b>291</b>