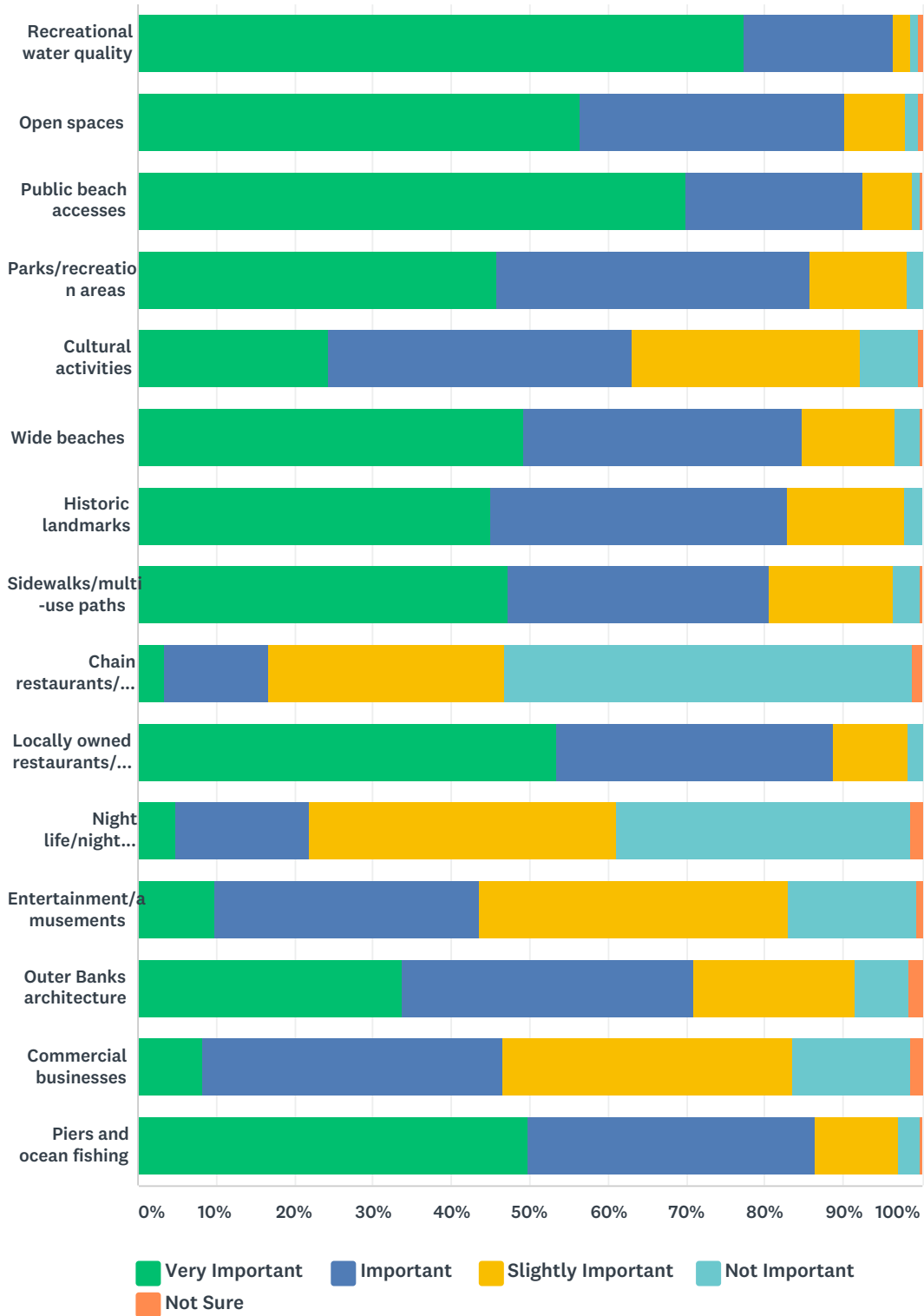


Q1 Please indicate the number which best reflects your opinion regarding the importance of the following attributes:

Answered: 1,620 Skipped: 5



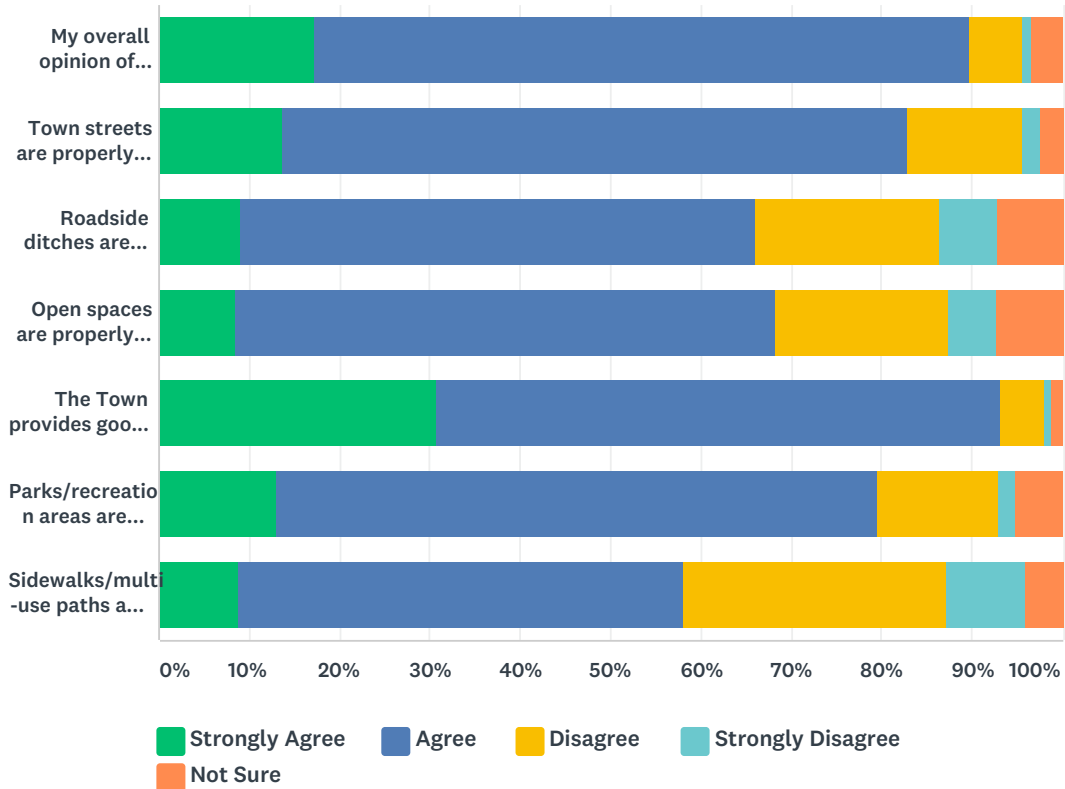
	VERY IMPORTANT	IMPORTANT	SLIGHTLY IMPORTANT	NOT IMPORTANT	NOT SURE	TOTAL
--	----------------	-----------	--------------------	---------------	----------	-------

## 2017 Land Use Plan Survey

Recreational water quality	77.24% 1,242	19.15% 308	2.30% 37	0.87% 14	0.44% 7	1,608
Open spaces	56.39% 909	33.75% 544	7.82% 126	1.74% 28	0.31% 5	1,612
Public beach accesses	69.92% 1,125	22.62% 364	6.34% 102	0.99% 16	0.12% 2	1,609
Parks/recreation areas	45.71% 735	39.99% 643	12.50% 201	1.74% 28	0.06% 1	1,608
Cultural activities	24.31% 390	38.78% 622	29.05% 466	7.36% 118	0.50% 8	1,604
Wide beaches	49.26% 795	35.50% 573	11.77% 190	3.22% 52	0.25% 4	1,614
Historic landmarks	44.95% 721	38.03% 610	14.84% 238	2.12% 34	0.06% 1	1,604
Sidewalks/multi-use paths	47.23% 760	33.31% 536	15.79% 254	3.48% 56	0.19% 3	1,609
Chain restaurants/retail	3.32% 53	13.35% 213	30.20% 482	51.88% 828	1.25% 20	1,596
Locally owned restaurants/retail	53.47% 864	35.21% 569	9.53% 154	1.73% 28	0.06% 1	1,616
Night life/night clubs	4.86% 78	17.08% 274	39.09% 627	37.59% 603	1.37% 22	1,604
Entertainment/amusements	9.74% 156	33.92% 543	39.29% 629	16.49% 264	0.56% 9	1,601
Outer Banks architecture	33.81% 543	36.99% 594	20.73% 333	6.91% 111	1.56% 25	1,606
Commercial businesses	8.32% 134	38.32% 617	36.83% 593	15.16% 244	1.37% 22	1,610
Piers and ocean fishing	49.75% 804	36.63% 592	10.58% 171	2.91% 47	0.12% 2	1,616

## Q2 Please indicate which best reflects your opinion regarding these statements:

Answered: 1,525 Skipped: 100



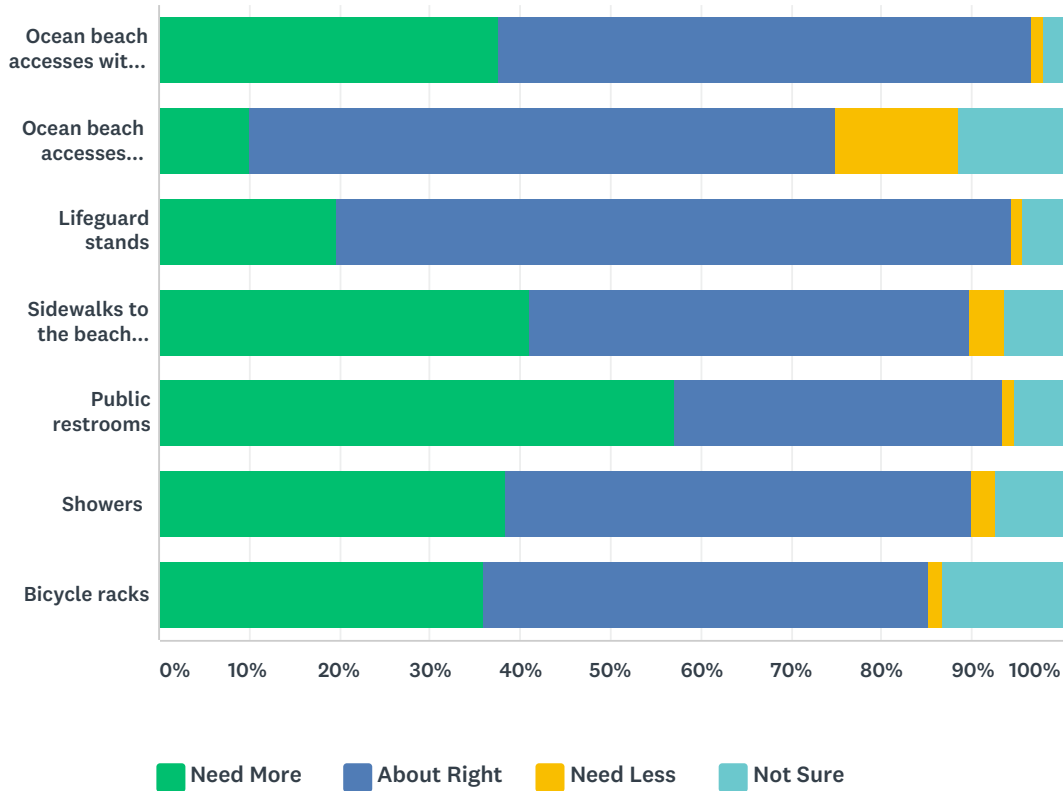
	STRONGLY AGREE	AGREE	DISAGREE	STRONGLY DISAGREE	NOT SURE	TOTAL
My overall opinion of services offered by the Town is satisfactory.	17.24% 262	72.43% 1,101	5.86% 89	0.99% 15	3.49% 53	1,520
Town streets are properly maintained.	13.68% 208	69.34% 1,054	12.50% 190	2.04% 31	2.43% 37	1,520
Roadside ditches are properly maintained.	9.10% 138	56.95% 864	20.30% 308	6.33% 96	7.32% 111	1,517
Open spaces are properly preserved.	8.45% 128	59.91% 907	18.89% 286	5.48% 83	7.27% 110	1,514
The Town provides good public beach accesses.	30.63% 465	62.52% 949	4.74% 72	0.99% 15	1.12% 17	1,518
Parks/recreation areas are adequate.	13.02% 198	66.40% 1,010	13.54% 206	1.91% 29	5.13% 78	1,521
Sidewalks/multi-use paths are adequate.	8.76% 133	49.18% 747	29.23% 444	8.89% 135	3.95% 60	1,519

## Q3 Suggestions on how we can improve any Town Service:

Answered: 809 Skipped: 816

### Q4 Regarding our ocean beach accesses, please indicate your opinion regarding the availability of the following:

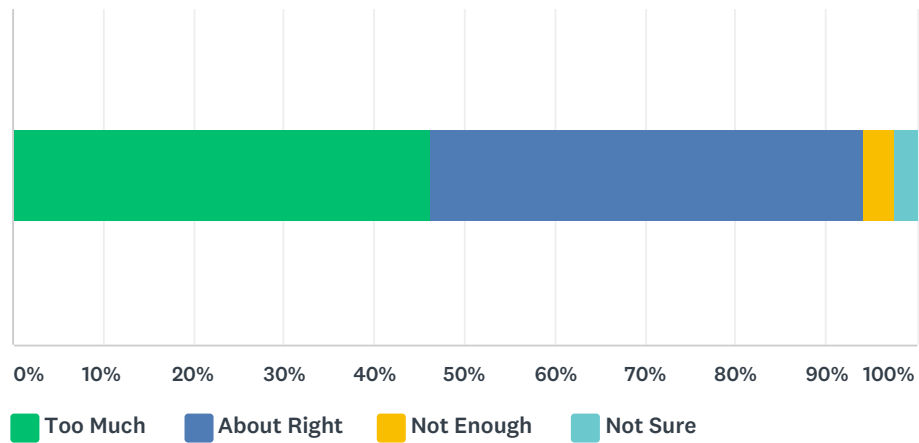
Answered: 1,522 Skipped: 103



	NEED MORE	ABOUT RIGHT	NEED LESS	NOT SURE	TOTAL
Ocean beach accesses with parking and amenities	37.48% 569	59.03% 896	1.45% 22	2.04% 31	1,518
Ocean beach accesses without parking and fewer amenities	9.96% 149	65.04% 973	13.50% 202	11.50% 172	1,496
Lifeguard stands	19.76% 297	74.65% 1,122	1.13% 17	4.46% 67	1,503
Sidewalks to the beach accesses	40.86% 615	48.84% 735	3.85% 58	6.45% 97	1,505
Public restrooms	57.00% 859	36.43% 549	1.26% 19	5.31% 80	1,507
Showers	38.30% 576	51.66% 777	2.53% 38	7.51% 113	1,504
Bicycle racks	35.96% 544	49.17% 744	1.72% 26	13.15% 199	1,513

## Q5 Which term best reflects your opinion of commercial development in Kill Devil Hills?

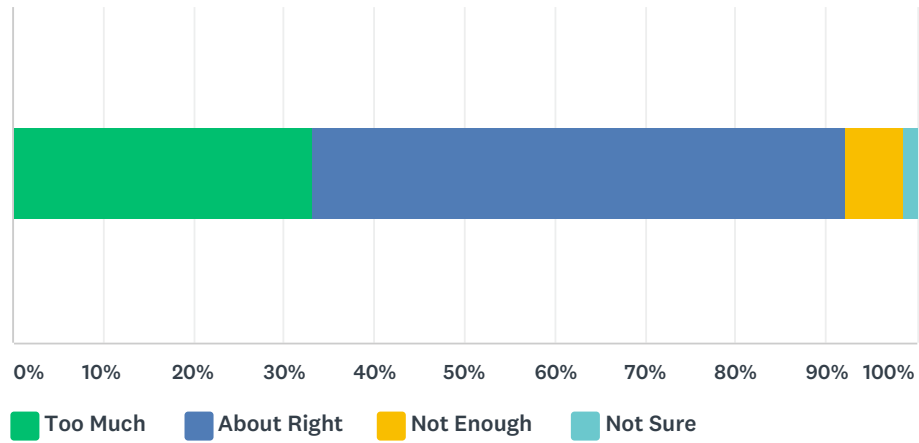
Answered: 1,488 Skipped: 137



ANSWER CHOICES	RESPONSES	
Too Much	46.17%	687
About Right	47.92%	713
Not Enough	3.56%	53
Not Sure	2.35%	35
<b>TOTAL</b>		<b>1,488</b>

## Q6 Which term best reflects your opinion of residential development in Kill Devil Hills?

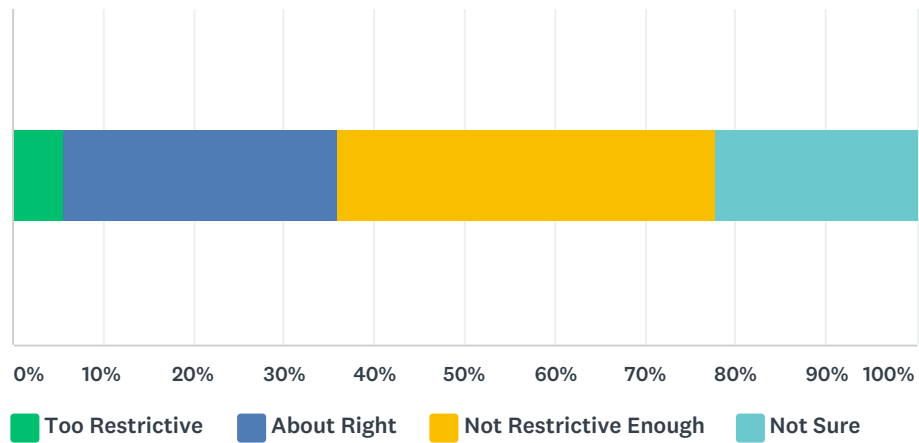
Answered: 1,485 Skipped: 140



ANSWER CHOICES	RESPONSES	
Too Much	33.20%	493
About Right	59.06%	877
Not Enough	6.40%	95
Not Sure	1.35%	20
<b>TOTAL</b>		<b>1,485</b>

## Q7 Which term best reflects your opinion of the Town’s regulations for commercial development?

Answered: 1,488 Skipped: 137

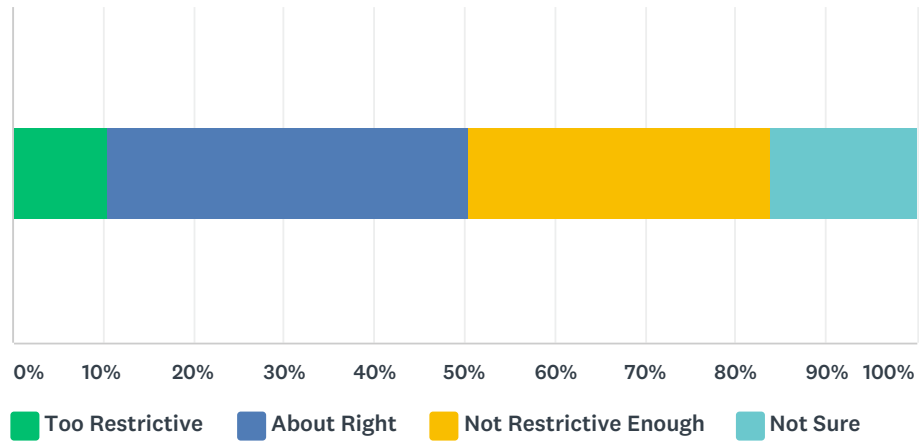


ANSWER CHOICES	RESPONSES	
Too Restrictive	5.65%	84
About Right	30.24%	450
Not Restrictive Enough	41.73%	621
Not Sure	22.38%	333
<b>TOTAL</b>		<b>1,488</b>



## Q8 Which term best reflects your opinion of the Town’s regulations for residential development?

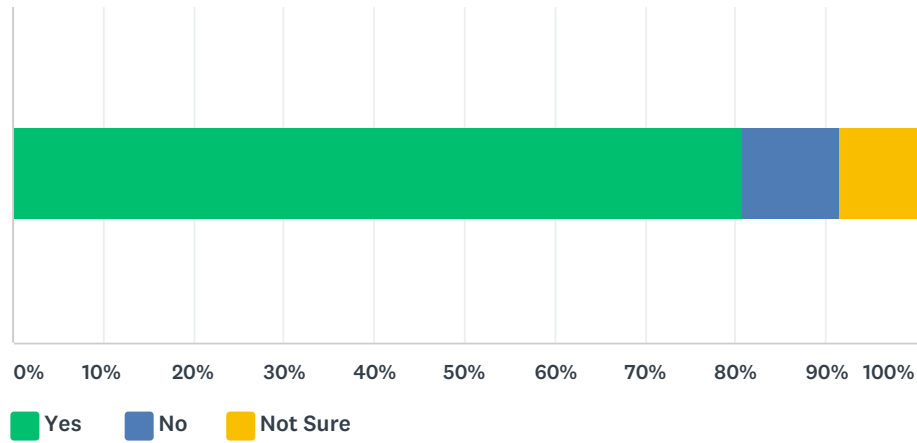
Answered: 1,490 Skipped: 135



ANSWER CHOICES	RESPONSES	
Too Restrictive	10.54%	157
About Right	39.80%	593
Not Restrictive Enough	33.56%	500
Not Sure	16.11%	240
<b>TOTAL</b>		<b>1,490</b>

### Q9 The Town should develop additional regulations to limit the size of structures:

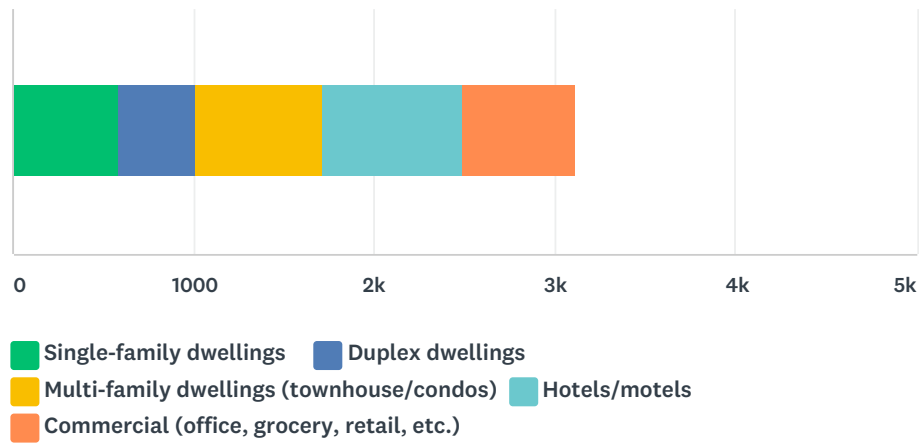
Answered: 1,481 Skipped: 144



ANSWER CHOICES	RESPONSES	
Yes	80.69%	1,195
No	10.94%	162
Not Sure	8.37%	124
TOTAL		1,481

## Q10 Building size should be further limited for the following types of development:

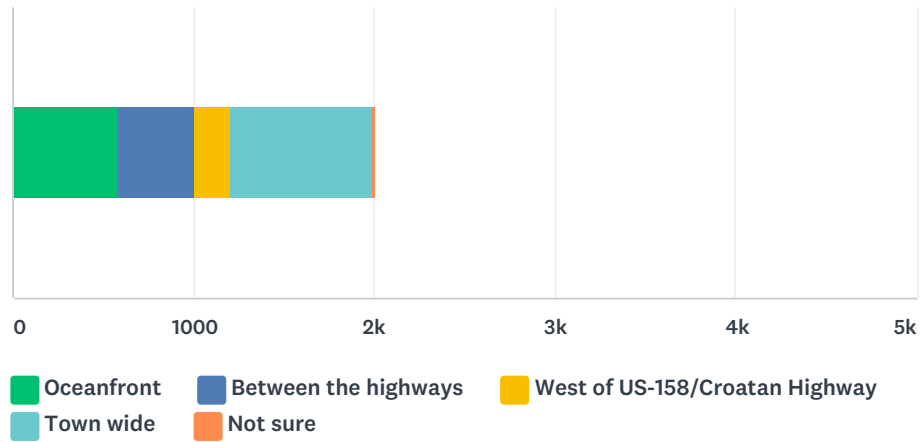
Answered: 1,128 Skipped: 497



ANSWER CHOICES	RESPONSES	
Single-family dwellings	51.95%	586
Duplex dwellings	37.94%	428
Multi-family dwellings (townhouse/condos)	61.88%	698
Hotels/motels	68.62%	774
Commercial (office, grocery, retail, etc.)	55.14%	622
Total Respondents: 1,128		

## Q11 Limited size should apply in the following areas:

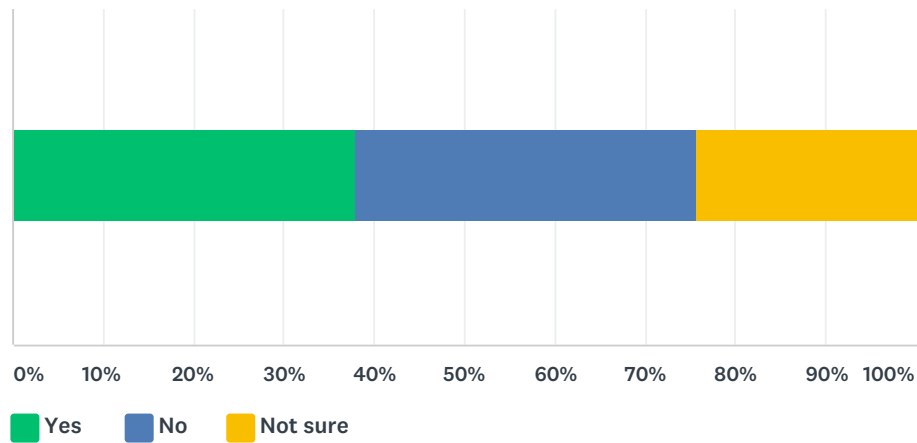
Answered: 1,142 Skipped: 483



ANSWER CHOICES	RESPONSES	
Oceanfront	51.23%	585
Between the highways	36.51%	417
West of US-158/Croatan Highway	17.78%	203
Town wide	68.91%	787
Not sure	1.58%	18
Total Respondents: 1,142		

## Q12 Would you be willing to possibly pay more taxes in order to limit the size of structures?

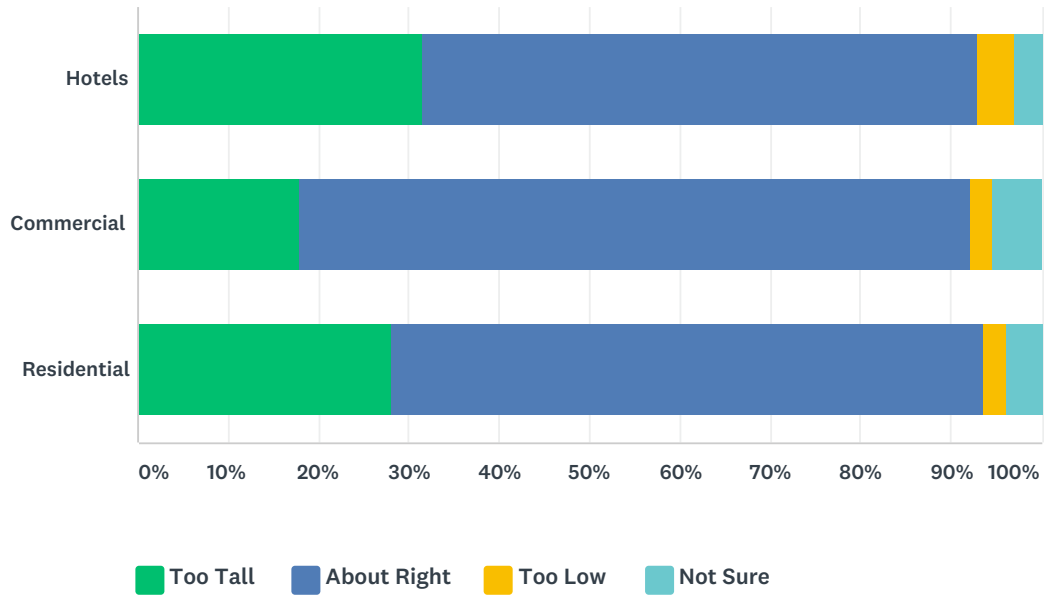
Answered: 1,140 Skipped: 485



ANSWER CHOICES	RESPONSES	
Yes	37.89%	432
No	37.89%	432
Not sure	24.21%	276
TOTAL		1,140

### Q13 Please indicate which option best reflects your opinion regarding height limits of buildings in Kill Devil Hills:

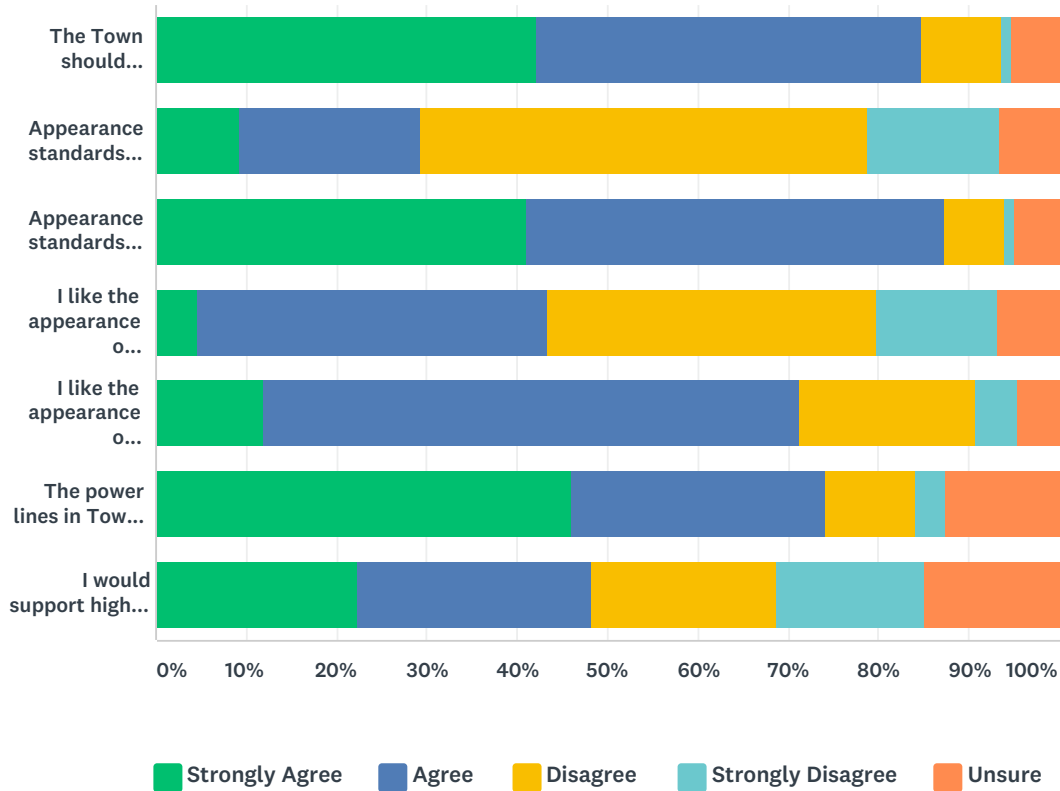
Answered: 1,417 Skipped: 208



	TOO TALL	ABOUT RIGHT	TOO LOW	NOT SURE	TOTAL
Hotels	31.61% 446	61.30% 865	4.04% 57	3.05% 43	1,411
Commercial	17.82% 249	74.30% 1,038	2.43% 34	5.44% 76	1,397
Residential	28.03% 393	65.62% 920	2.57% 36	3.78% 53	1,402

### Q14 Please indicate which option best reflects your opinion regarding the following statements:

Answered: 1,424 Skipped: 201



	STRONGLY AGREE	AGREE	DISAGREE	STRONGLY DISAGREE	UNSURE	TOTAL
The Town should strengthen standards of appearance for new commercial development.	42.14% 598	42.64% 605	8.74% 124	1.20% 17	5.29% 75	1,419
Appearance standards should only be applied to development in the commercial zone.	9.23% 130	20.01% 282	49.47% 697	14.69% 207	6.60% 93	1,409
Appearance standards should be applied to all commercial developments regardless of zone.	41.03% 581	46.26% 655	6.64% 94	1.06% 15	5.01% 71	1,416
I like the appearance of US 158.	4.56% 64	38.73% 543	36.38% 510	13.55% 190	6.78% 95	1,402
I like the appearance of NC 12.	11.84% 167	59.39% 838	19.56% 276	4.54% 64	4.68% 66	1,411
The power lines in Town should be placed underground.	46.05% 653	28.14% 399	9.87% 140	3.24% 46	12.69% 180	1,418
I would support higher taxes to create a fund for placing power lines underground.	22.25% 316	25.92% 368	20.56% 292	16.48% 234	14.79% 210	1,420

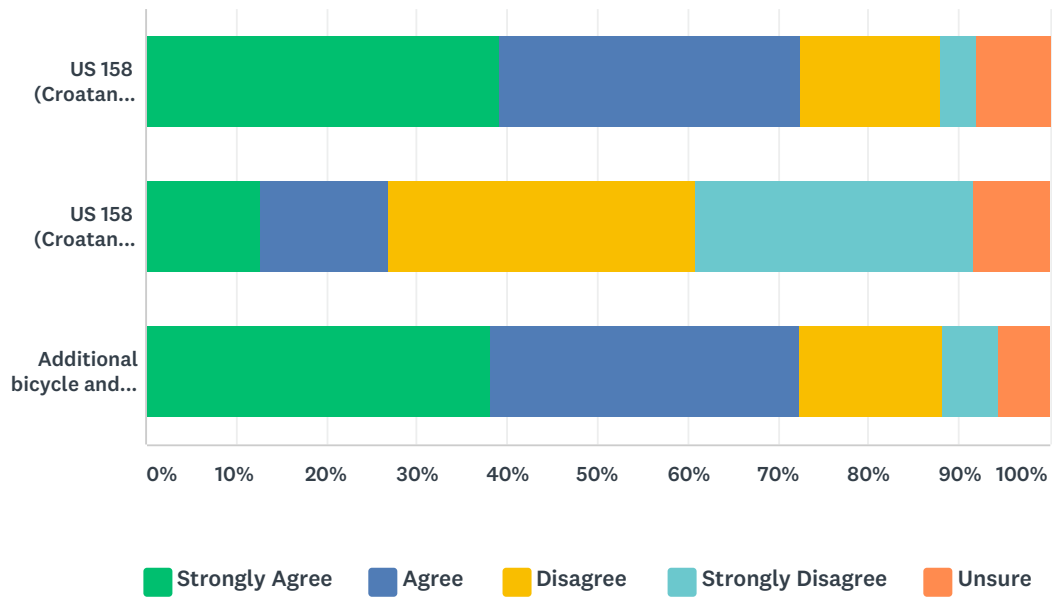
## Q15 Suggestions on how we can improve the appearance of the Town:

Answered: 708 Skipped: 917



### Q16 Please indicate which option best reflects your opinion regarding the following statements:

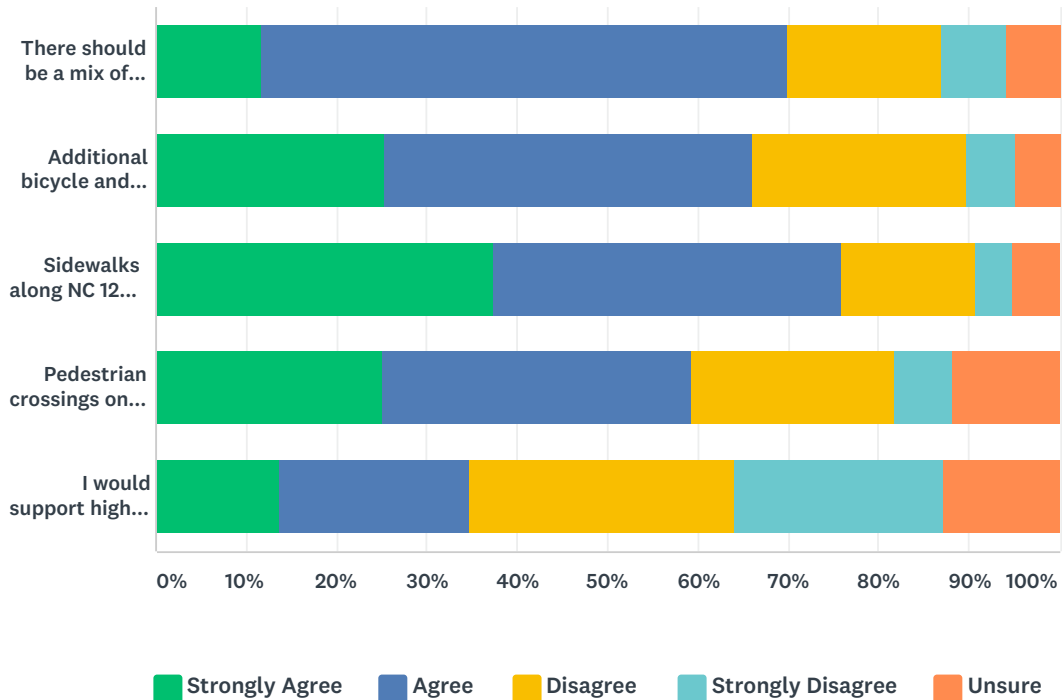
Answered: 1,420 Skipped: 205



	STRONGLY AGREE	AGREE	DISAGREE	STRONGLY DISAGREE	UNSURE	TOTAL
US 158 (Croatan Highway) should not be widened.	39.14% 548	33.36% 467	15.36% 215	4.07% 57	8.07% 113	1,400
US 158 (Croatan Highway) should be widened to the extent necessary and the center turn lane converted to a landscaped median.	12.55% 177	14.33% 202	34.04% 480	30.64% 432	8.44% 119	1,410
Additional bicycle and pedestrian crossings should be provided on US 158.	38.18% 541	34.09% 483	15.95% 226	6.07% 86	5.72% 81	1,417

### Q17 Please indicate which option best reflects your opinion regarding the following statements:

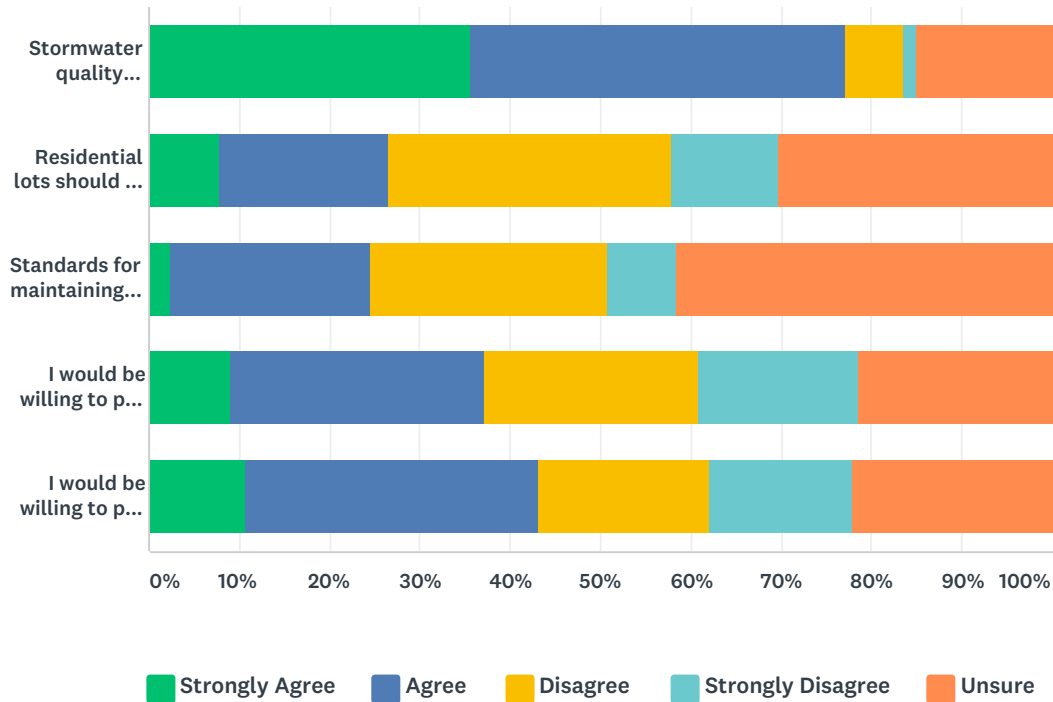
Answered: 1,421 Skipped: 204



	STRONGLY AGREE	AGREE	DISAGREE	STRONGLY DISAGREE	UNSURE	TOTAL
There should be a mix of commercial and residential uses along NC 12.	11.66% 165	58.16% 823	17.10% 242	7.35% 104	5.72% 81	1,415
Additional bicycle and pedestrian crossings should be provided on NC 12.	25.30% 357	40.82% 576	23.67% 334	5.32% 75	4.89% 69	1,411
Sidewalks along NC 12 should be provided for the entire length of Town.	37.35% 530	38.55% 547	14.87% 211	4.09% 58	5.14% 73	1,419
Pedestrian crossings on NC 12 should have LED lit signage.	25.09% 356	34.18% 485	22.48% 319	6.34% 90	11.91% 169	1,419
I would support higher taxes to fund LED lit pedestrian crossing signage.	13.64% 193	21.06% 298	29.33% 415	23.18% 328	12.79% 181	1,415

### Q18 Please indicate which option best reflects your opinion regarding the following statements:

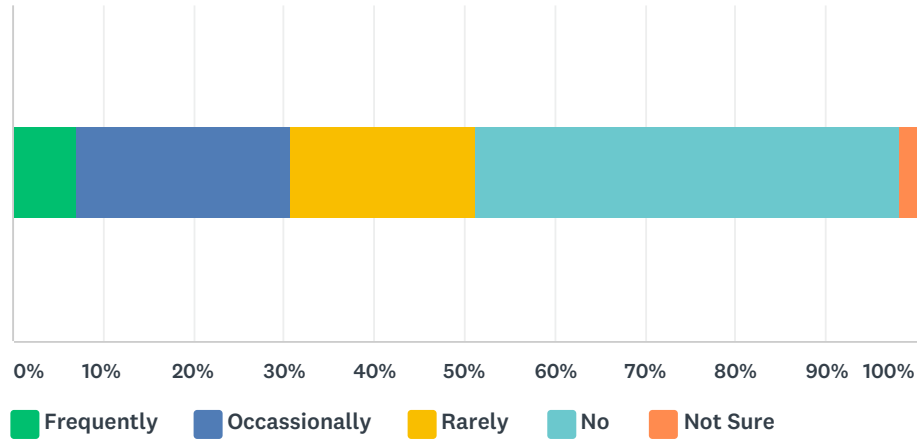
Answered: 1,397 Skipped: 228



	STRONGLY AGREE	AGREE	DISAGREE	STRONGLY DISAGREE	UNSURE	TOTAL
Stormwater quality draining to the ocean should be improved.	35.54% 494	41.51% 577	6.55% 91	1.29% 18	15.11% 210	1,390
Residential lots should be required to maintain stormwater on-site.	7.77% 108	18.71% 260	31.44% 437	11.73% 163	30.36% 422	1,390
Standards for maintaining commercial stormwater on-site are adequate.	2.45% 34	22.05% 306	26.37% 366	7.56% 105	41.57% 577	1,388
I would be willing to pay the higher costs associated with improving water flowing to the ocean.	9.13% 127	28.11% 391	23.58% 328	17.61% 245	21.57% 300	1,391
I would be willing to pay the higher costs associated with a town-wide stormwater management system.	10.55% 147	32.59% 454	18.88% 263	15.94% 222	22.04% 307	1,393

## Q19 Do you have a flooding problem at your property?

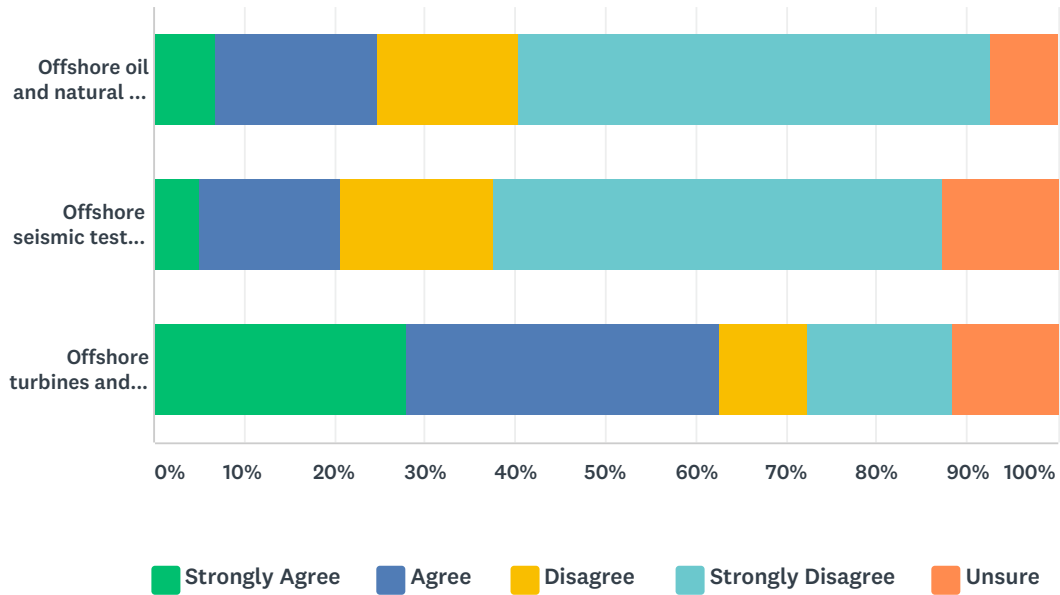
Answered: 1,391 Skipped: 234



ANSWER CHOICES	RESPONSES	
Frequently	6.97%	97
Occasionally	23.65%	329
Rarely	20.49%	285
No	47.02%	654
Not Sure	1.87%	26
<b>TOTAL</b>		<b>1,391</b>

## Q20 Please indicate which option best reflects your opinion regarding the following statements:

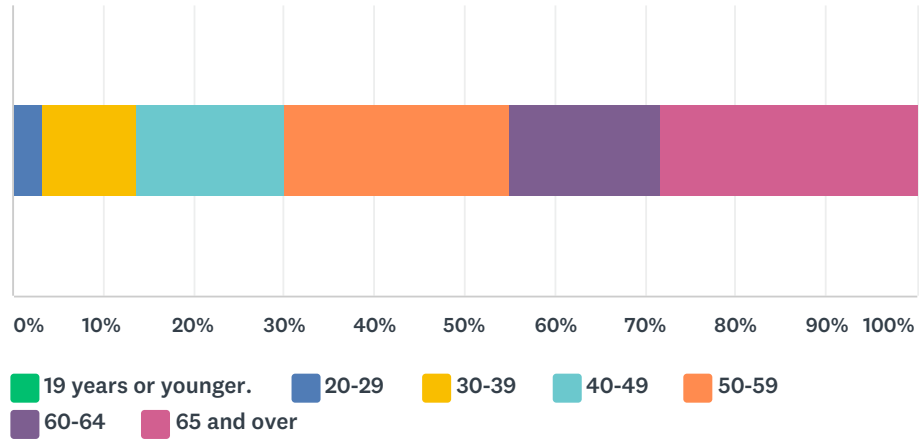
Answered: 1,399 Skipped: 226



	STRONGLY AGREE	AGREE	DISAGREE	STRONGLY DISAGREE	UNSURE	TOTAL
Offshore oil and natural gas exploration should be supported.	6.73% 94	18.04% 252	15.53% 217	52.25% 730	7.44% 104	1,397
Offshore seismic testing should be supported.	4.96% 69	15.76% 219	16.91% 235	49.64% 690	12.73% 177	1,390
Offshore turbines and wind farms should be supported.	27.92% 390	34.79% 486	9.66% 135	15.89% 222	11.74% 164	1,397

## Q21 What is your age group?

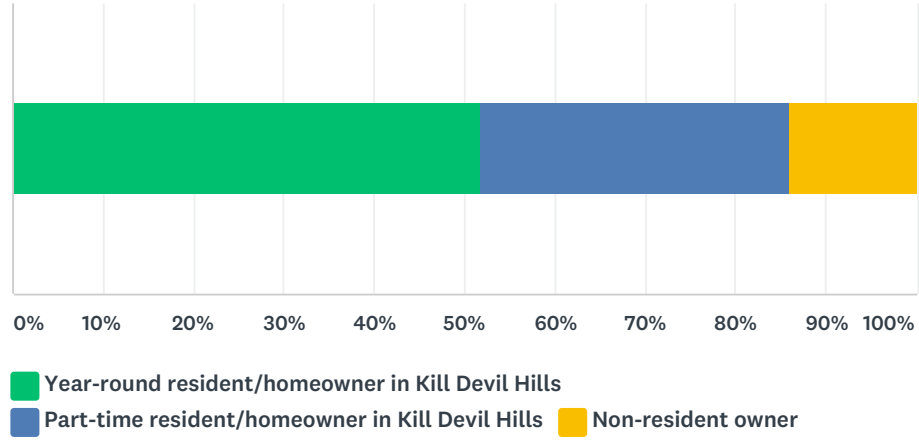
Answered: 1,378 Skipped: 247



ANSWER CHOICES	RESPONSES	
19 years or younger.	0.00%	0
20-29	3.19%	44
30-39	10.38%	143
40-49	16.47%	227
50-59	24.89%	343
60-64	16.69%	230
65 and over	28.37%	391
<b>TOTAL</b>		<b>1,378</b>

## Q22 Which residence group best describes you?

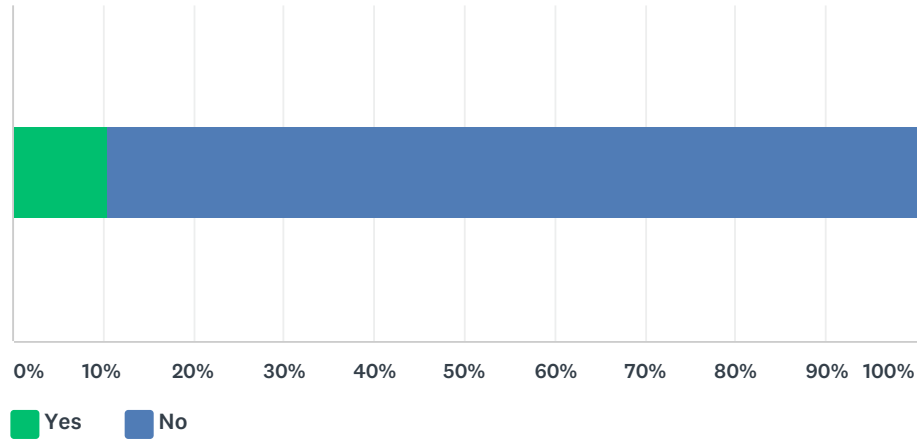
Answered: 1,371 Skipped: 254



ANSWER CHOICES	RESPONSES	
Year-round resident/homeowner in Kill Devil Hills	51.86%	711
Part-time resident/homeowner in Kill Devil Hills	34.14%	468
Non-resident owner	14.00%	192
TOTAL		1,371

## Q23 Do you own multiple properties in Kill Devil Hills?

Answered: 1,379 Skipped: 246

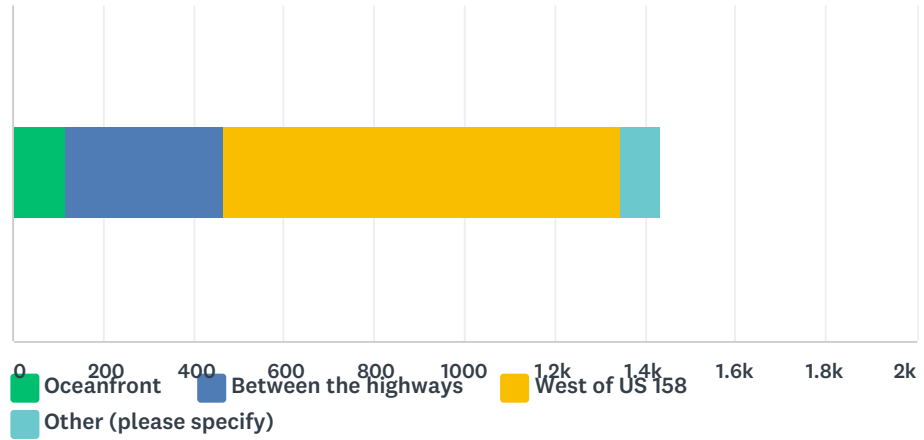


ANSWER CHOICES	RESPONSES	
Yes	10.44%	144
No	89.56%	1,235
TOTAL		1,379



## Q24 Where is your property?

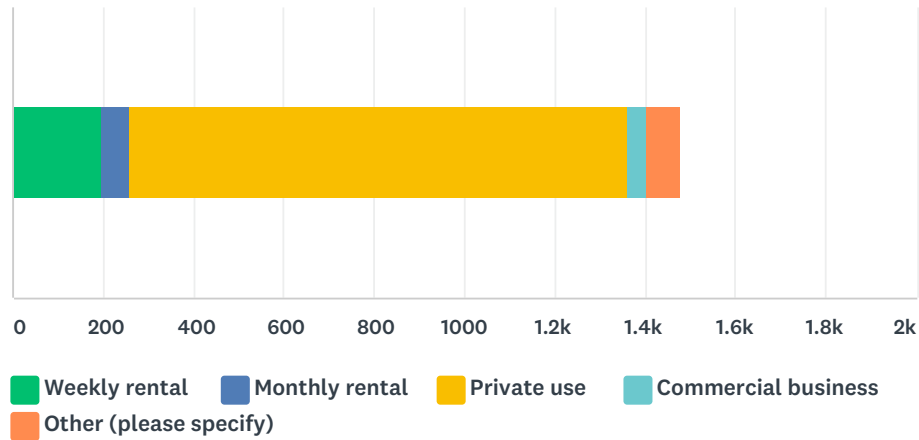
Answered: 1,380 Skipped: 245



ANSWER CHOICES	RESPONSES	
Oceanfront	8.33%	115
Between the highways	25.36%	350
West of US 158	63.84%	881
Other (please specify)	6.38%	88
Total Respondents: 1,380		

## Q25 Which category of use best describes your property?

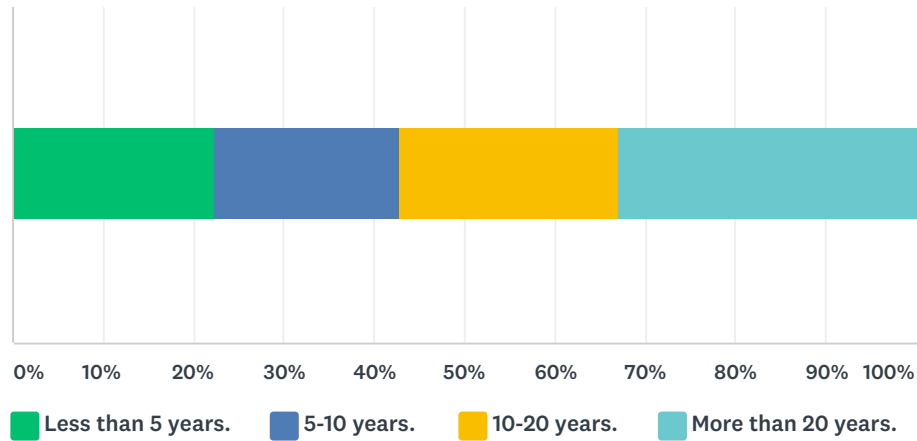
Answered: 1,378 Skipped: 247



ANSWER CHOICES	RESPONSES	
Weekly rental	14.15%	195
Monthly rental	4.57%	63
Private use	79.97%	1,102
Commercial business	2.90%	40
Other (please specify)	5.59%	77
Total Respondents: 1,378		

## Q26 Which of the following best describes how long you have lived in or owned property in Kill Devil Hills?

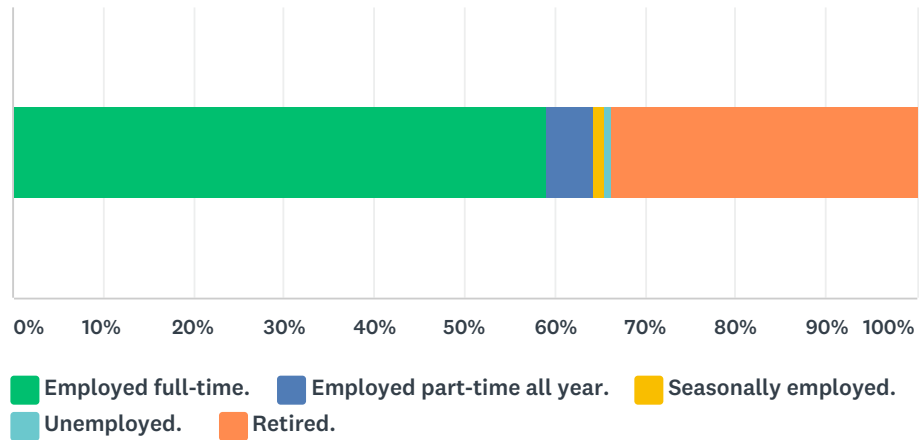
Answered: 1,372 Skipped: 253



ANSWER CHOICES	RESPONSES	
Less than 5 years.	22.23%	305
5-10 years.	20.63%	283
10-20 years.	24.20%	332
More than 20 years.	32.94%	452
<b>TOTAL</b>		<b>1,372</b>

## Q27 Which category best describes your employment status?

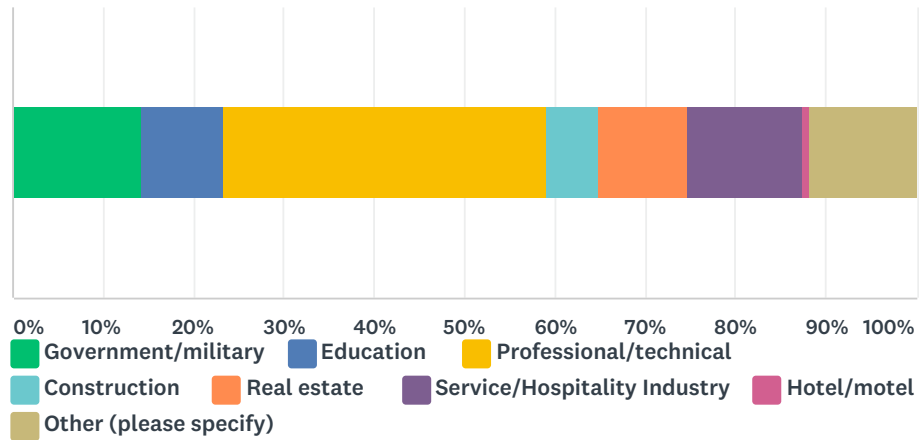
Answered: 1,382 Skipped: 243



ANSWER CHOICES	RESPONSES	
Employed full-time.	59.04%	816
Employed part-time all year.	5.14%	71
Seasonally employed.	1.37%	19
Unemployed.	0.65%	9
Retired.	33.79%	467
<b>TOTAL</b>		<b>1,382</b>

## Q28 Which category best describes your employment type?

Answered: 894 Skipped: 731



ANSWER CHOICES	RESPONSES	
Government/military	14.21%	127
Education	9.06%	81
Professional/technical	35.68%	319
Construction	5.93%	53
Real estate	9.73%	87
Service/Hospitality Industry	12.75%	114
Hotel/motel	0.78%	7
Other (please specify)	11.86%	106
<b>TOTAL</b>		<b>894</b>

## Q29 What are the most critical issues facing the Town of Kill Devil Hills?

Answered: 987 Skipped: 638

## Q30 What is your vision for the future of the Town of Kill Devil Hills?

Answered: 886 Skipped: 739